25W 0-10V+RX+PWM Dimming power supply



■Approve

Features

- For luminaries of protection
- Class I, II, SELV, Independent
- Input Voltage 220-240VAC
- Protections: SCP/OLP/OVP/OTP
- Power Factor: 0.4C-0.95
- Efficiency: ≥84
- Support 0-10V,RX,PWM Dimming
- 5 years warranty

Applications

- LED panel light、Down light

◆ Description

FLS-25-600 0-10 LA is a 25W constant current LED driver that operates from 198-264Vac input with 200 to 600mA output current and a forward voltage range from 9 to 42Vdc. The output current is adjustable by DIP Switch. With it's compact dimensions from 125 x 45 x 26mm. It is easy to integrate in LED Panel and down light products. To ensure trouble-free operation, protection is provided against output short circuit and over Load.

◆ Model code

FLS-25-600 0-10 LA

- LA → Flicker-free
- 0-10 → Dimming type
- 600 → Current
- 25 → Power
- FLS → Series

◆ Specification

Output	Constant Current (mA)	200	250	300	350	400	450	500	550	600
	Voltage Range(VDC)	9-42VDC								
	Unload voltage Max.(VDC)	59VDC								
	Current Accuracy	±8%			±7%			±6%		
	Output HF current ripple(≥1KHz)	±5%								
	Output LF current ripple(≤120Hz)	±3%								
	Auxiliary Output Voltage	12V								
	Auxiliary Output Current	50 mA								
	SVM	≤0.4								
	Pst	≤1								
	Standby Power	≤0.5W								
	Efficiency(Typ.)	≥84%@Full load								
Input	Rated input voltage(VAC)	220-240VAC								
	Range of input voltage(VAC)	198-264VAC								
	Frequency(Hz)	50/60 Hz								
	Displacement factor	≥0.9@Full load								
	Power Factor	0.4C-0.95								
	Input Current max	0.17 A Max								
	Start-up time	＜0.5S								
	No Load Power	≤0.5W								
	THD (Typ.)	≤10%@Full load								
Dimming	Dimming	YES								
	Dimming mode	0-10V,RX,PWM								
	Dimming depth	1%								
	Dimming current range	1-100%								
Protection	Over Load Protection	103-130%								
		YES/Auto Resume								
	Over Voltage Protection	＞59VDC								
		YES/Auto Resume								
	Short circuit Protection	YES/Auto Resume								
	Over Temperature Protection	YES/Auto Resume ‘								
Environment	Operating Temperature	-20℃…+45℃								
	Humidity	20%-90%RH								
	Tc	85℃								
	Storage Temperature	-25℃…+80℃								
	Life time	＞50000h@Tc=85℃								
Surface	Dimension	125X45X26(LXWXH)mm								

standards	EN 61547; EN 61347-1,EN 61347-2-13; IEC 61347-1,IEC 61347-2-13; GB 19510.1,GB 19510.14; AS 61347.1,AS 61347.2.13; EN 62384; EN IEC 55015,EN IEC 61000-3-2,EN 61000-3-3	
Others	ErP	EU 2019/2020
	RoHS	RoHS (2011/65/EU) (EU)2015/863
Note	1.All parameters not specially mentioned are measured at 230VAC input , full load and 25℃ of ambient temperature. 2.Ripple & Noise are measured at 20MHz of bandwidth by using a 300mm twisted pair-wire terminated with a 0.1uF & 47 uF parallel capacitor. 3.Switch and dimmer are not recommended to connect between this product output and luminaries.	

◆ Parameter

Number	Output				Switch position			
	Current (mA)	Voltage (VDC)	Voltage No load (VDC)	Power (W)	1	2	3	4
1	200mA	9-42VDC	59VDC	8.4	--	--	--	--
2	250mA	9-42VDC		10.5	--	--	--	ON
3	300mA	9-42VDC		12.6	--	--	ON	--
4	350mA	9-42VDC		14.7	--	--	ON	ON
5	400mA	9-42VDC		16.8	--	ON	--	--
6	450mA	9-42VDC		18.9	--	ON	--	ON
7	500mA	9-42VDC		21	--	ON	ON	--
8	550mA	9-42VDC		23.1	--	ON	ON	ON
*9	600mA	9-42VDC		25.2	ON	ON	ON	ON

* Factory default

◆ Circuit Breaker

I^{peak}	Twidth	B10	B16	B20	C10	C16	C20
5.56A	**43.2μs**	47pcs	75pcs	94pcs	47pcs	75pcs	94pcs

◆ Wiring diagram

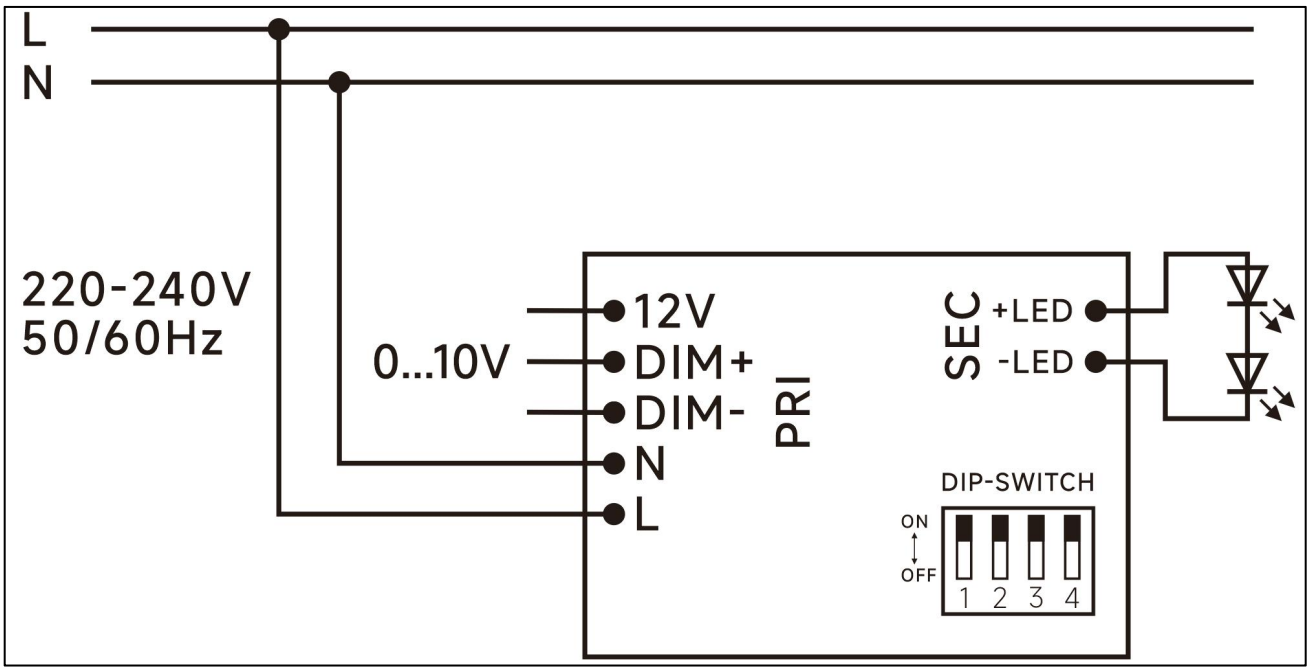

◆ The dimming curve

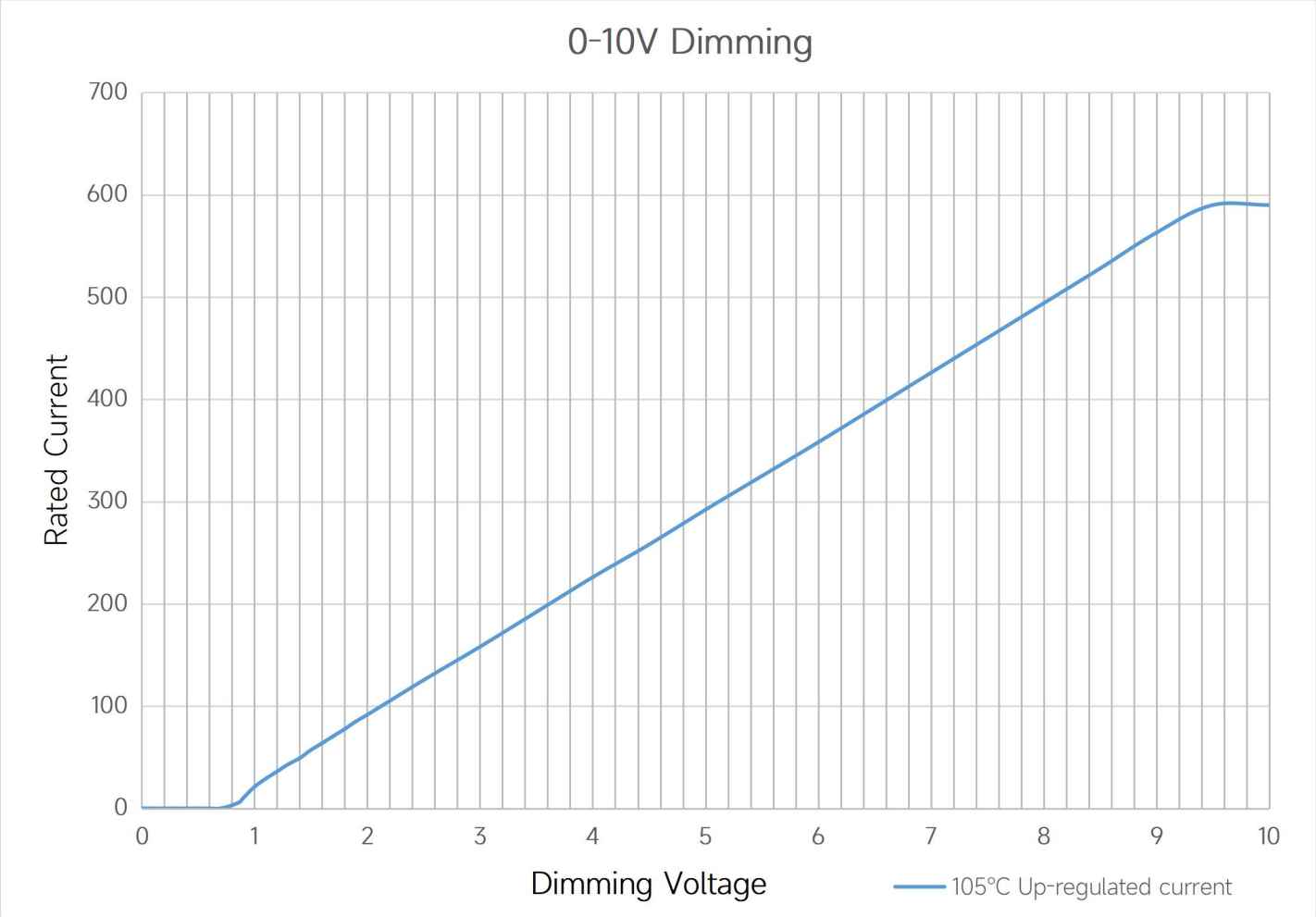

◆ 2D diagram

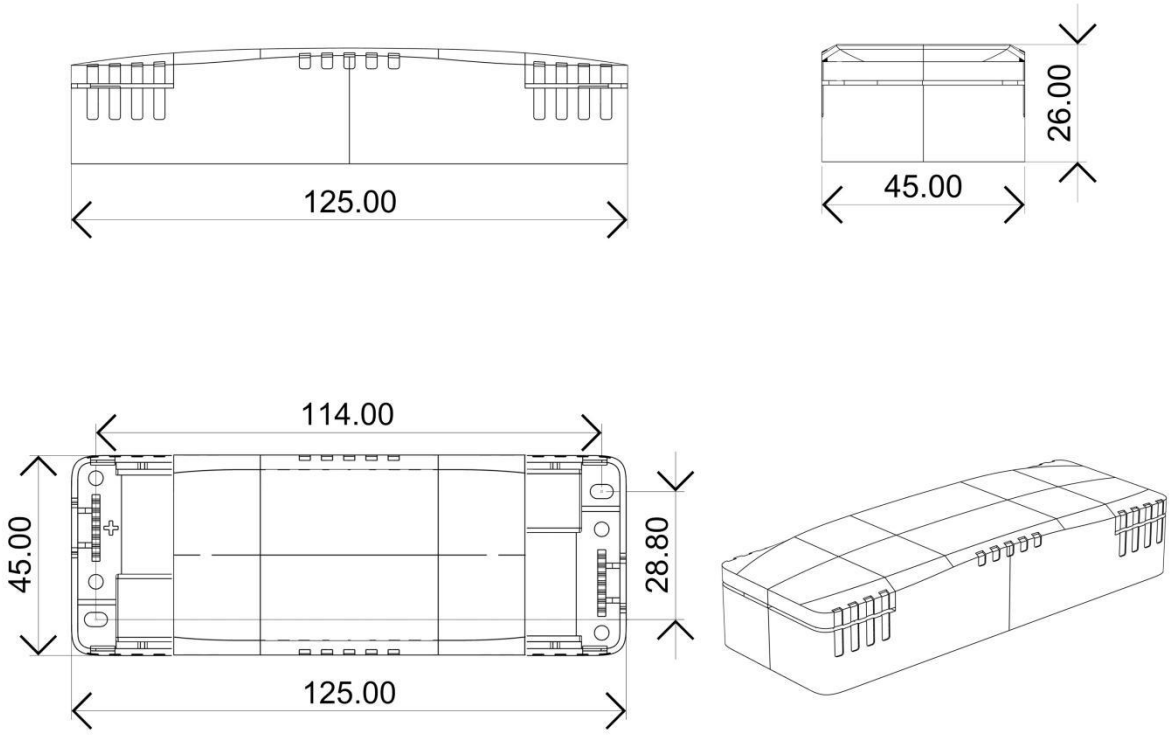

◆ Wiring & Connections

Specification item		Value （Unit ）
Input	Input wire cross-section	0.5...1.5 mm^2
	Input wire gauge.	16...20 AWG
	Input wire strip length	7...9mm
Output	Output wire cross-section	0.5...1.5 mm^2
	Output wire gauge.	16...20 AWG
	Output wire strip length	7...9mm

◆ Curve for FLS-25-600 0-10 LA, Io=600mA

Lifetime vs. Temperature Curve

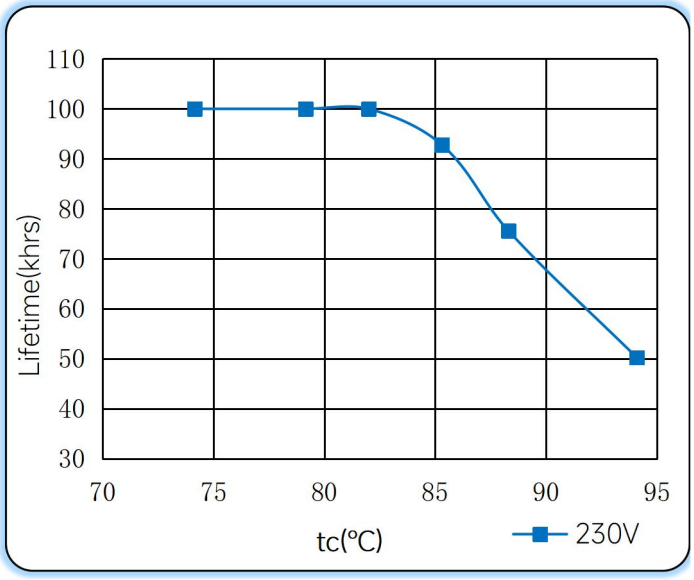

Efficiency vs. Load

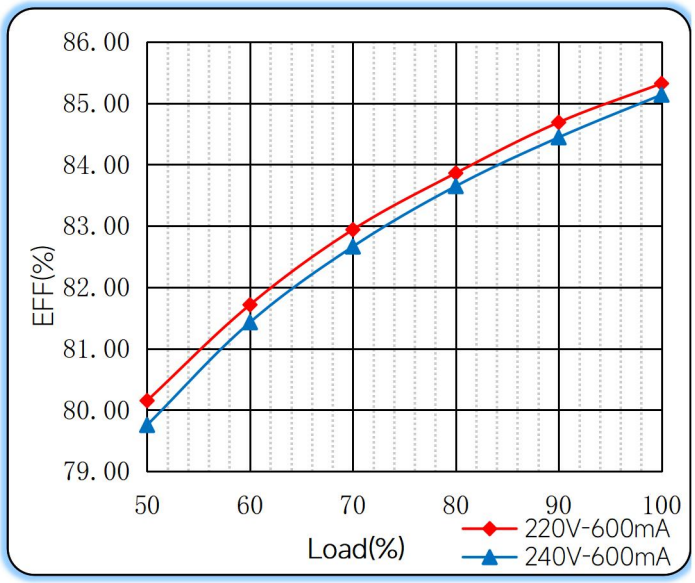

Power Factor Characteristics

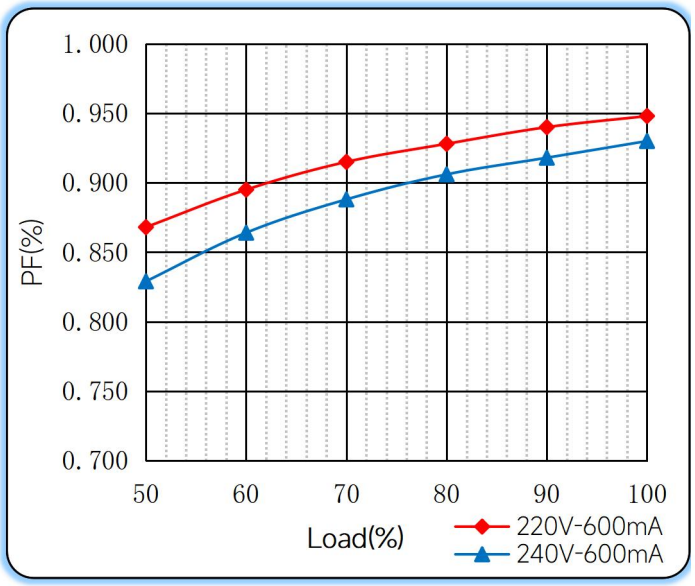

THD vs. Load

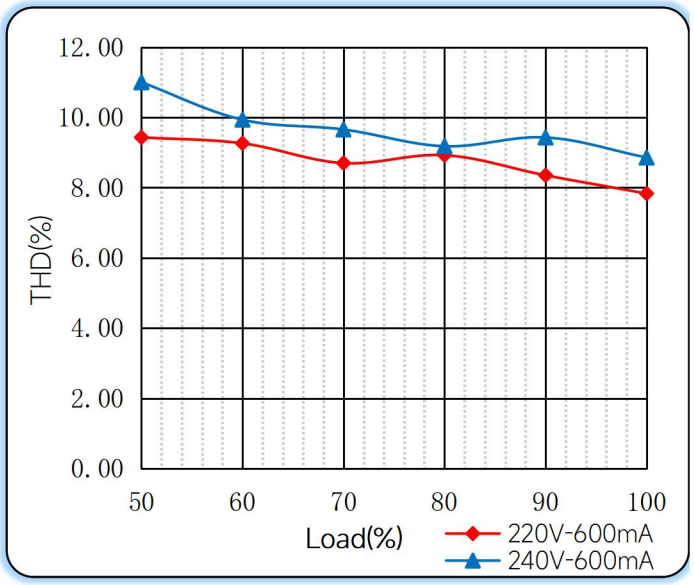

◆ Operating window

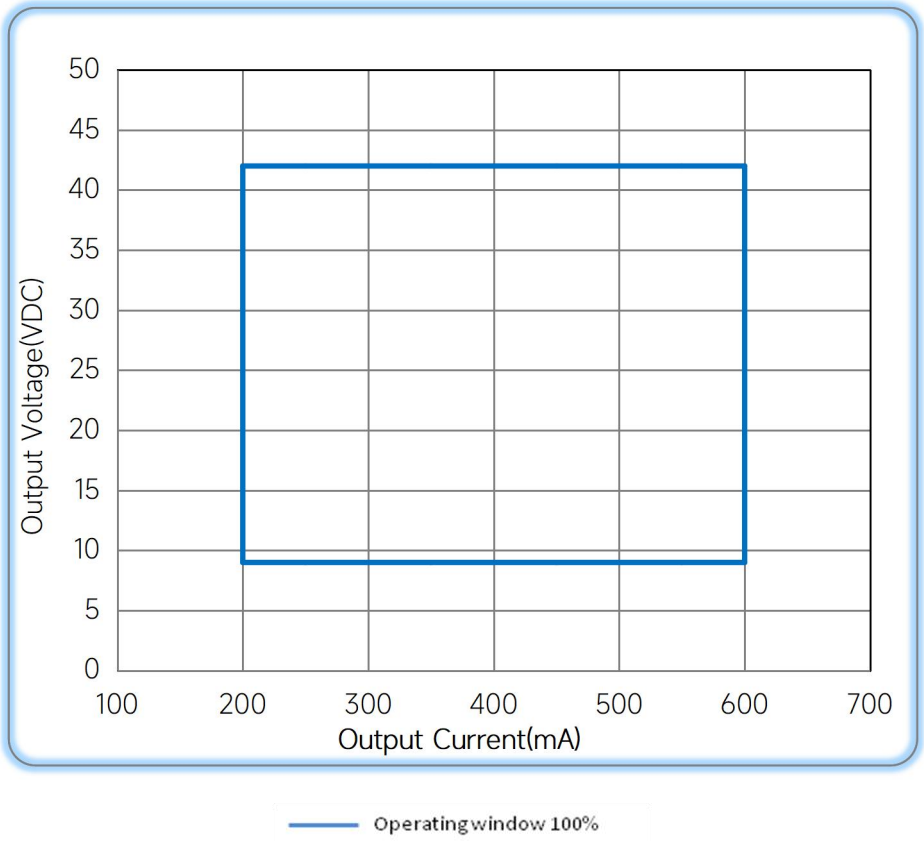

◆ Revision Updates

ITEM	BEFORE	AFTER	VERSION	DATE
Initial			A	2023/01/04