150W Constant Current-FMS Series

Features

- For luminaries of protection Class I/II , Non-isolated, Built-in
- Input Voltage 220-240VAC
- Protections: SCP/OVP/OLP/OTP
- Power Factor: 0.95(Typ.)
- Efficiency: 95%(Typ.)
- Adjustable Output Current with dip-switch
- 5 years warranty
- IP20

Applications

- Linear light

■Approve

◆ Description

FMS-150-700 N-S LD1 E is a 150W constant current LED driver that operates from 198-264Vac input with 550 to 700mA output current. The output current is adjustable by DIP Switch. With it's dimensions from 280x30x21mm. It is easy to integrate in linear light products.To ensure trouble-free operation, protection is provided against output short circuit, over voltage and over temperature.

◆ Model code

FMS-150-700 N-S LD1 E

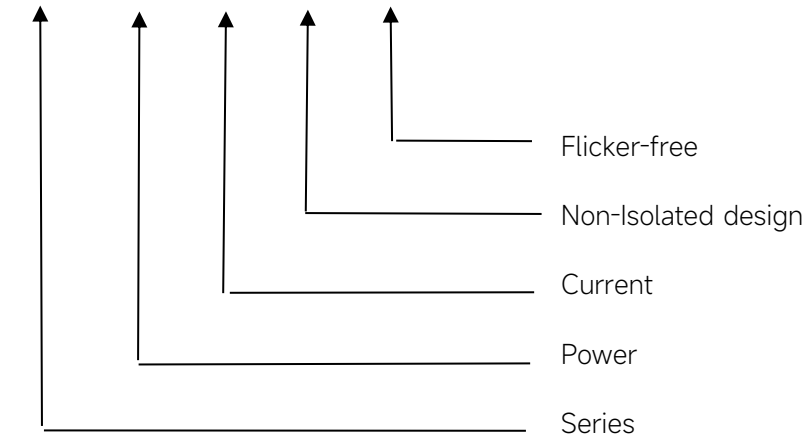

◆ Specification

Output	Constant Current	550mA	600mA	650mA	700mA
	Voltage Range	40-220VDC			40-214.3VDC
	Unload voltage Max.(VDC)	250VDC			
	Current Accuracy	±5%			
	Output LF current ripple(<120Hz)	±5%			
	SVM	≤0.4			
	Pst	≤1			
	Efficiency(Typ.)	≥95%@Full load ,230V			
Input	Rated input voltage	220-240VAC			
	Range of input voltage	198-264VAC			
	Maximum voltage	300VAC@1 h maximum,unit might not operate in this abnormal condition			
	Range of input DC voltage(VDC)	176-280VDC			
	Frequency(Hz)	0/50/60 Hz			
	Displacement factor	≥0.9			
	Power Factor	≥0.95@Full load ,220-240V			
	Input Current max	0.9A			
	Start-up time	＜0.5S			
	No Load Power	≤0.5W			
	THD (Typ.)	<10%@Full load ,220-240V			
Protection	Over Load Protection	103-120%			
		YES/Auto Resume			
	Over Voltage Protection	YES/Auto Resume			
	Short circuit Protection	YES/Auto Resume			
capability	Surge capability (L-N)	2KV			
	Surge capability (L/N-Ground)	2KV			
Environment	Operating Temperature	-25℃~+50℃			
	Humidity	20%-90%RH			
	Maximum case temperature(Tc)	85℃			
	Storage Temperature	-40℃~+85℃			
	Life time	>50,000h@Tc=75℃			
	Noise	≤25dB(A)@20cm			
Surface	Dimension	280X30X21(LXWXH)mm			
	material	metal case			
Standards	Safety	GB19510. 1, GB19510. 14；IEC61347- 1, IEC61347-2- 13；EN61347- 1, EN61347-2-13, EN62384;AS/NAS 61347- 1, AS/NAS 61347-2- 13;AS/NZS 61347.1,AS			
	EMC	GB/T17743, GB17625. 1；EN55015, EN61000-3-2, EN61000-3-3, EN61547；EN55015, EN61000-3-2, EN61000-3-3, EN61547；EN61000-4-5			
	ErP	Erp2.0 EU 2019/2020			

	RoHS	RoHS (2011/65/EU) (EU)2015/863
Note	1.All parameters not specially mentioned are measured at 230VAC input, full load and 25℃ of ambient temperature. 2.Ripple & Noise are measured at 20MHz of bandwidth by using a 300mm twisted pair-wire terminated with a 0.1uF & 47 uF parallel capacitor. 3.The DC input for this product is only used for emergency lighting and applies to functional and safety requirements, EMC is not considered.. 4.EL compatible with IEC 61347-2-13 Annex J, compatible with EN 60598-2-22 emergency lighting fixtures, compatible with EN 50172 central battery system applications. 5.The over-temperature protection of the product is provided by the IC. 6.All Eaglerise power supply are complied with EMI regulations. Since they are belong to component and will be installed inside system enclosure. When they are integrated into a system, the EMI characteristics of the system must be re-verified again. 7.Output voltage of 60V or more to meet the requirements of harmonic testing.	

◆ Parameter

Number	Output				Switch position	
	Current (mA)	Voltage (VDC)	Voltage No load (VDC)	Power (W)	1	2
1	550mA	40-220	250	121W	--	--
2	600mA	40-220		132W	ON	--
3	650mA	40-220		143W	--	ON
*4	700mA	40-214.3		150W	ON	ON

* Factory default

◆ Inrush Current

I^{peak}	Twidth	B10	B16	B20	C10	C16	C20
38.4A	**244μs**	8pcs	13pcs	17pcs	8pcs	14pcs	17pcs

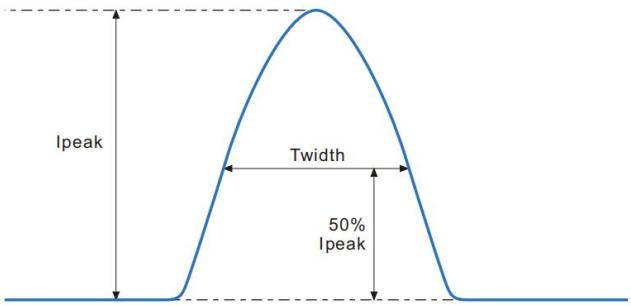

Remarks:

1.The number of drives mounted under different MCBs in the table is the maximum value. Please do not exceed this number during installation.

2.Different brands and models of miniature circuit breakers, the number of drives mounted will be slightly different.

◆ Wiring diagram

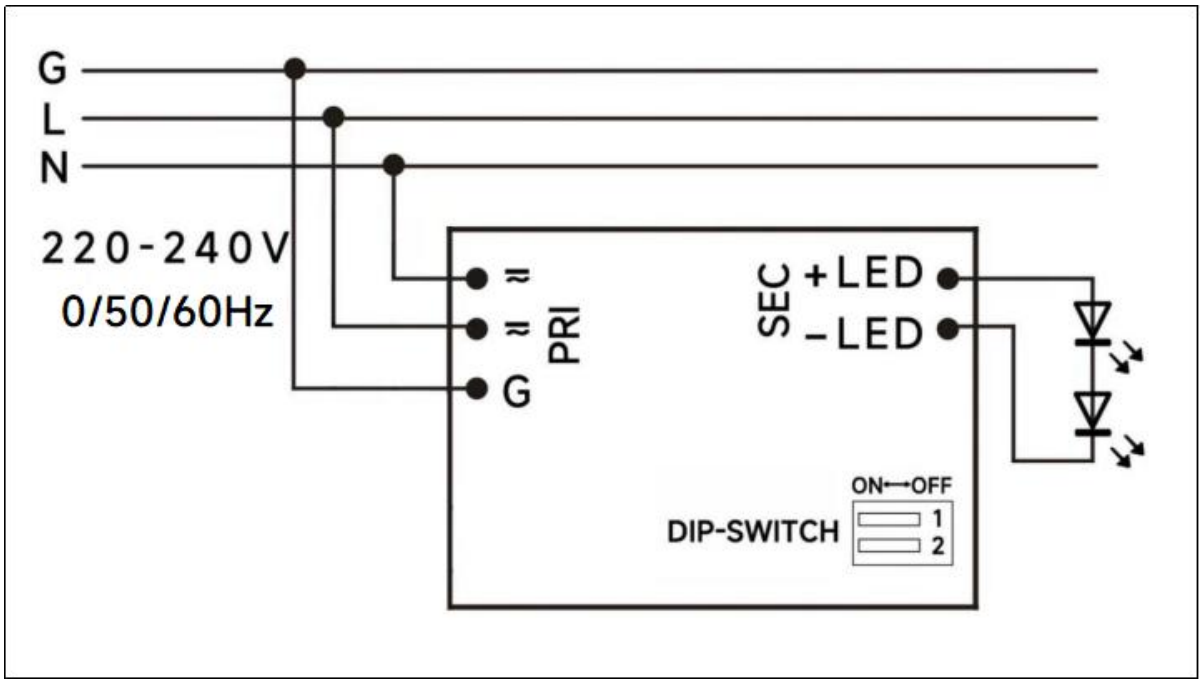

◆ 2D diagram



◆ Wiring & Connections

Specification item		Value （Unit ）
Input	Input wire cross-section	0.5...1.5 mm^2
	Input wire gauge.	16...20 AWG
	Input wire strip length	7...9mm
Output	Output wire cross-section	0.5...1.5 mm^2
	Output wire gauge.	16...20 AWG
	Output wire strip length	7...9mm

Note:Solid wire is risky to use on an angled terminal.Stranded wire is recommended for this kind of use.

◆ Curve for FMS-150-700 N-S LD1 E, Io=700mA

Lifetime vs. Temperature Curve

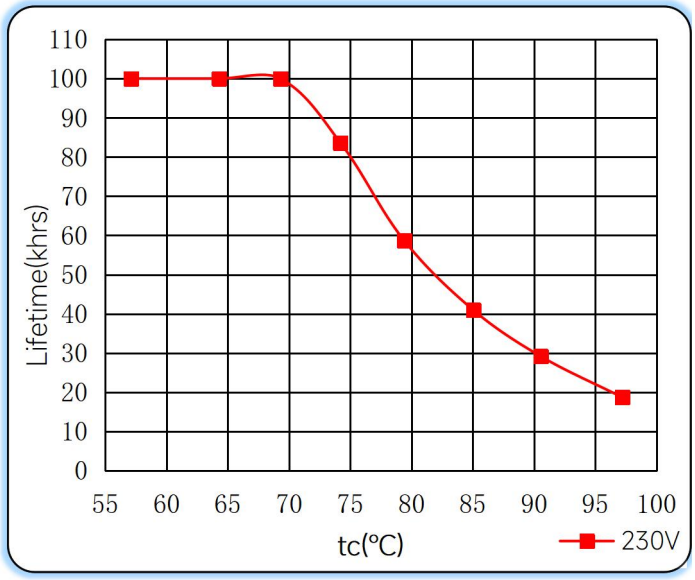

Efficiency vs. Load

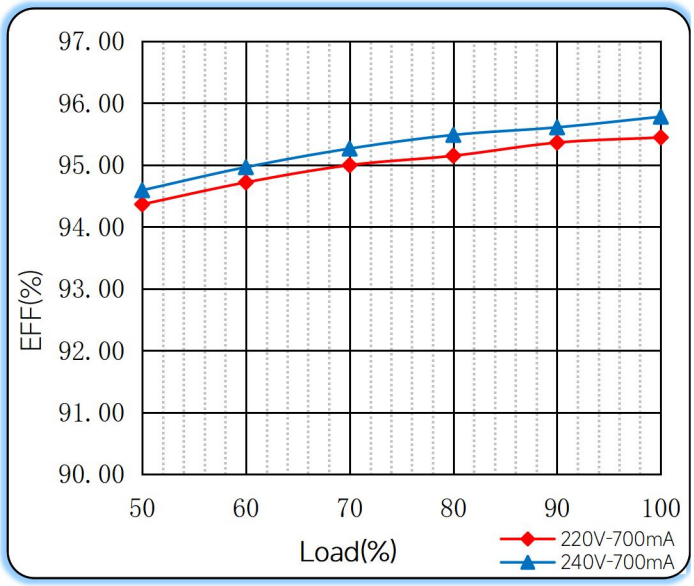

Power Factor Characteristics

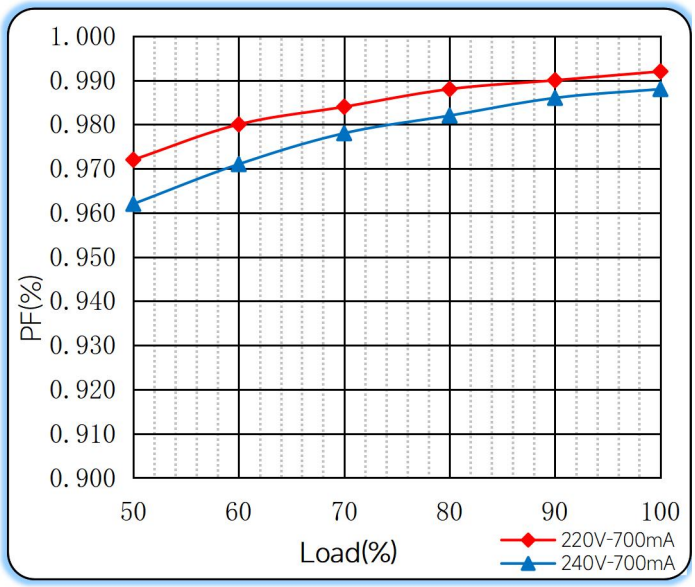

THD vs. Load

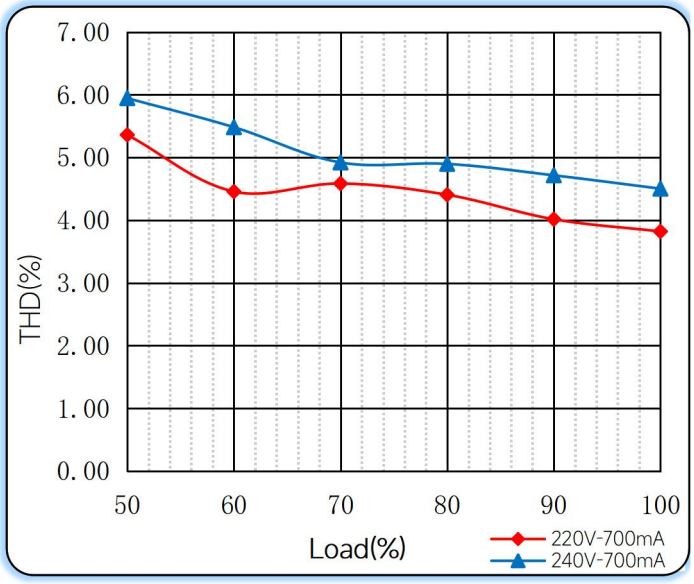

◆ Operating window

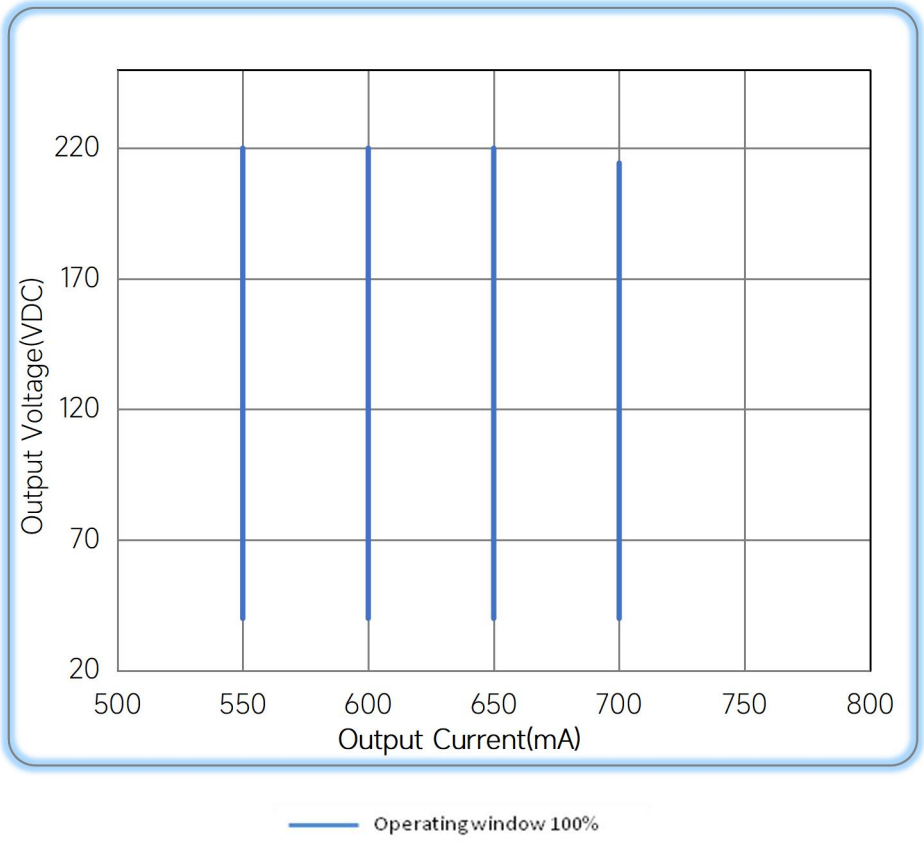

◆ Revision Updates

ITEM	BEFORE	AFTER	VERSION	DATE
Initial			A	2024/03/11

Remark:The final interpretation of the contents of the specification belongs to Eaglerise Electric & Electronic (China) Co., Ltd.